



DIGITAL WALLET

HOW TO INSTALL


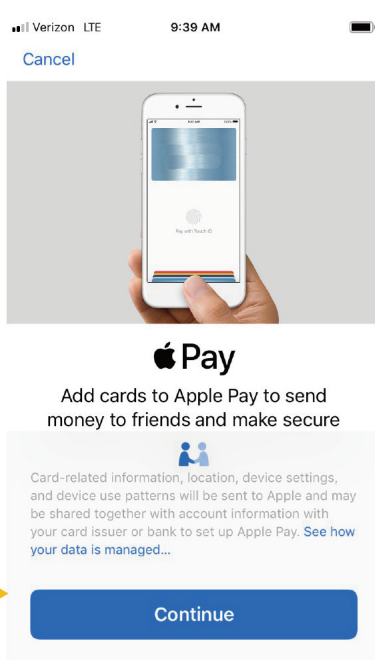
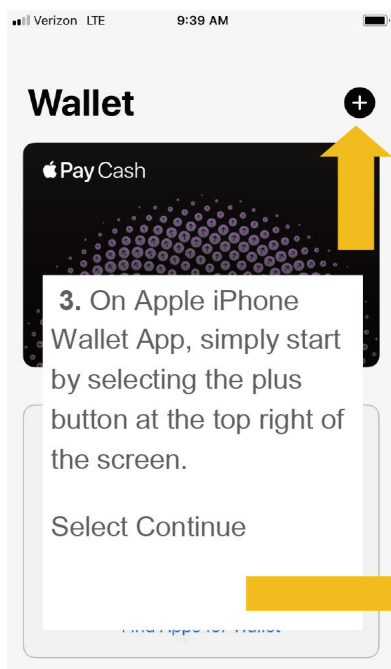
WHAT IS DIGITAL WALLET?

A digital wallet refers to an electronic device or online service that allows an individual to make electronic transactions. This can include purchasing items on-line with a computer or using a smartphone to purchase something at a store. CUSB offers digital wallet so customers can use their debit card to make purchases on their phone.

HOW DO YOU INSTALL:


1. Access your CUSB Debit Card
2. Access your digital wallet app on your phone (see right panel).

CUSB is offering:



For Apple iPhone Users

Look for Wallet App on phone to get started




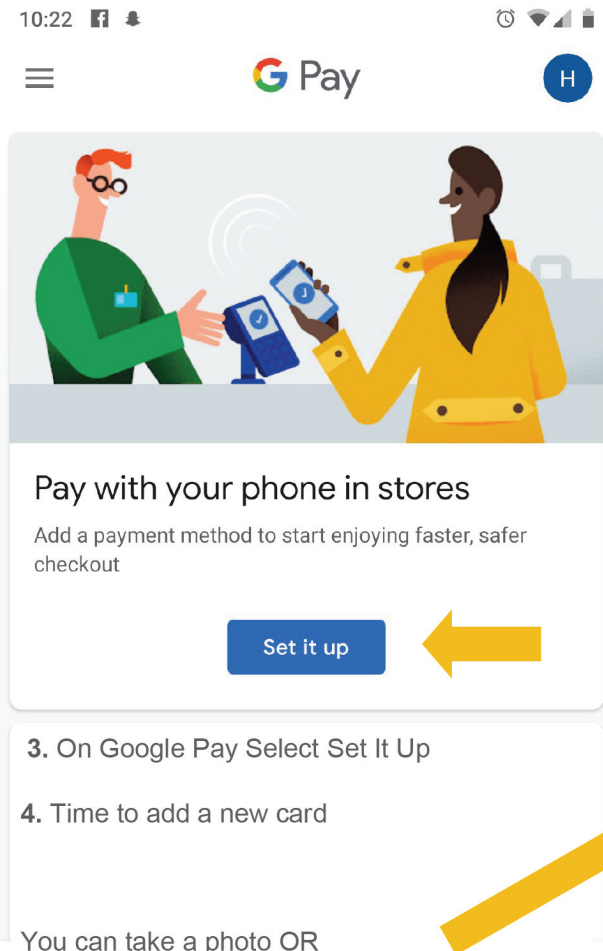
For Samsung and Pixel Phone Users

Look for this app on phone to get started



For Samsung Users

Look for this app on phone to get started



Add Card

Position your card in the frame.

You can take a photo OR
Enter Card Details Manually


[Enter Card Details Manually](#)

5. Verify the card number is correct
6. Enter security code, expiration date, and other information
7. Read and accept the terms.
8. Complete the Verification Process by
Calling OR Getting Code (whatever is prompted)

9. VERIFICATION PROCESS

IF YOU CALL, the phone will be answered by SHAZAM, CUSB's Card Provider.

- A. You will be asked for your Financial Institution for look up purposes (CUSB BANK)
- B. You may be asked for some or none of the following information:
 - Spelling Your Name
 - Last 4 digits of card
 - Last 4 digits of Social Security Number
 - Mailing Address
 - Recent Account Activity



Card Verification

Choose how to verify your card for Apple Pay.

Call CUSB
1-866-205-9449

10. Once complete, you will get a notification that it is ready to use! If issues, delete card and start process again.